

بِسْمِ اللَّهِ الرَّحْمَنِ الرَّحِيمِ

Tajweed Course

Articulation points of Quranic
letters:

مخارج الحروف

Madina Quran Academy

<https://madinaquranacademy.com/>

Articulation Points مخارج الحروف

- Articulation point is the place from where a letter is pronounced, making its sound different from the sound of other letters.
- Each Quranic letter has different articulation point.
- A letter is only a sound that relies on a specific articulation point.

Articulation Points مخارج الحروف

Quranic Articulation Points

- Five major areas of the human body are used to pronounce different letters.
- There are 17 different articulation points to pronounce the 28 original letters and the Madd letters.

Articulation areas

1 articulation point

The Nose

The Lips

2 articulation points

The Tongue

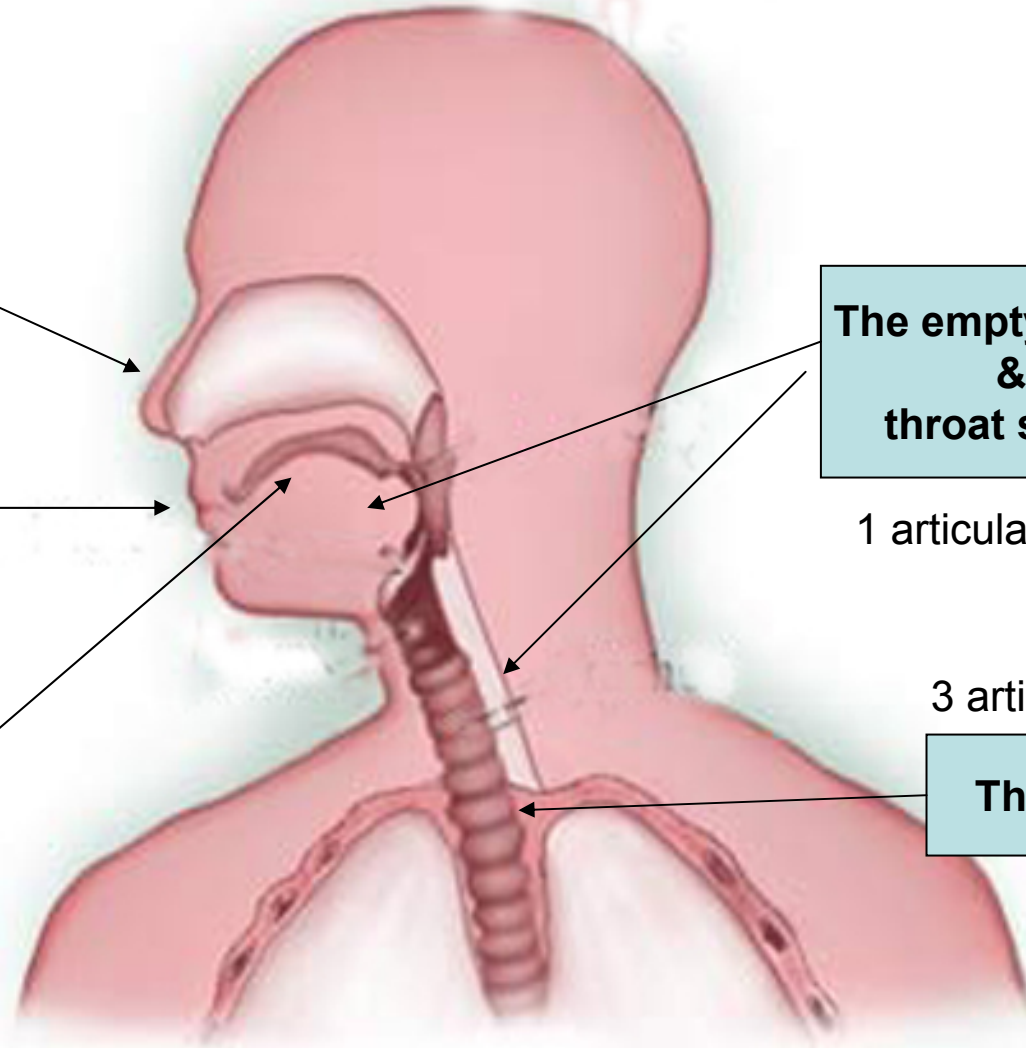
10 articulation points

**The empty mouth
&
throat space**

1 articulation point

3 articulation points

The Throat



Articulation Points مخارج الحروف

5 Major Articulation Areas

Articulation area	Arabic name	No. articulation points	No. of letters
The Throat	الحلق	3	6
The Tongue	اللسان	10	18
The Two lips	الشفتان	2	4
The Nose	الخيشوم	1	Ghunnah letters
Empty space in the mouth & throat	الجوف	1	3 lengthened letters

- Only the throat, tongue and lips are used to pronounce the actual 28 letters.
- The nose and the empty space of mouth & throat is used to produce additional sounds (e.g. the ghunnah sound)

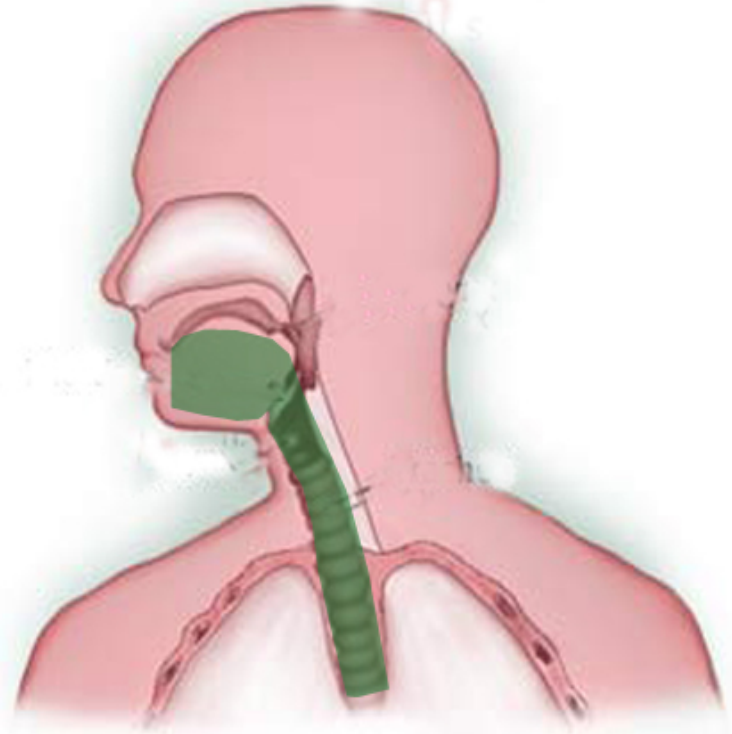
Articulation areas

Empty space in the mouth & throat

When we need to lengthen a letter (e.g pronounce a Madd letter), we use the empty space of our mouth and throat to produce this sound.

No other part of the mouth is used to lengthen a sound.

The green area inside the image shows the empty mouth and throat area used to produce the Madd sound



Articulation areas

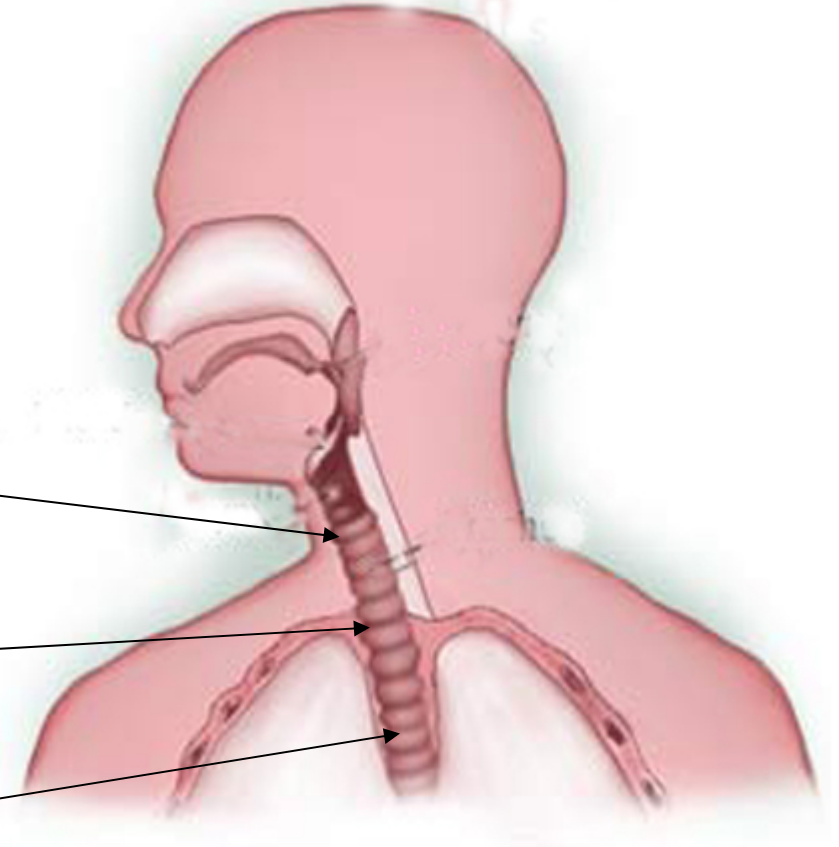
The Throat

The throat is broken down into 3 parts
6 letters are pronounced from the throat

Closest part
أدنى الحلق

Middle part
وسط الحلق

Deepest part
أقصى الحلق



Articulation areas

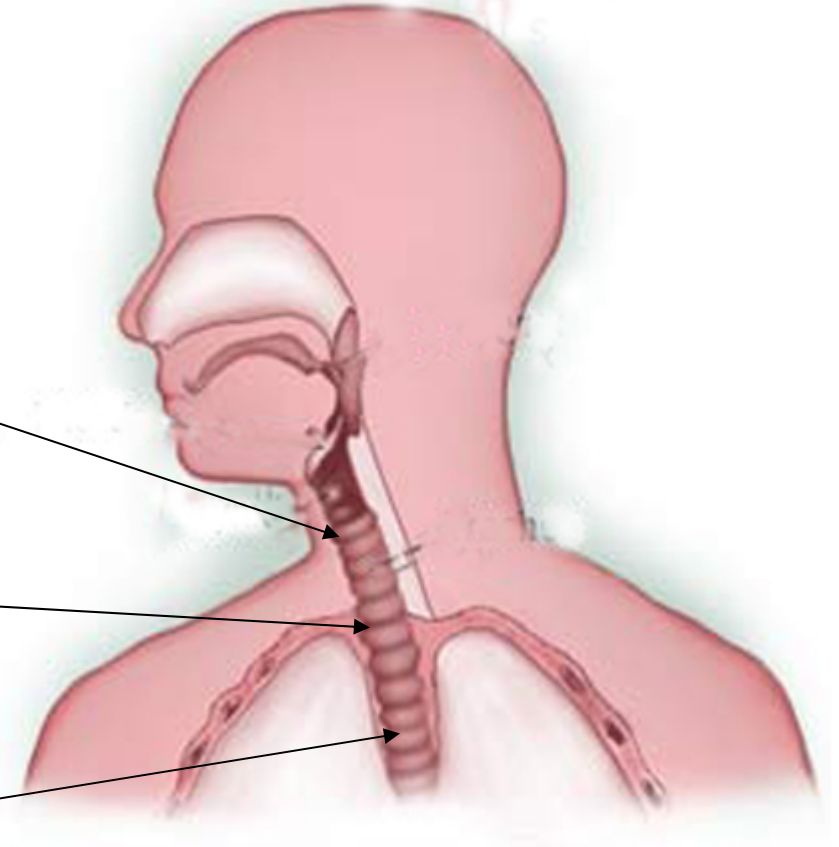
The Throat

6 letters are pronounced from the throat

Closest part:
ع
ح

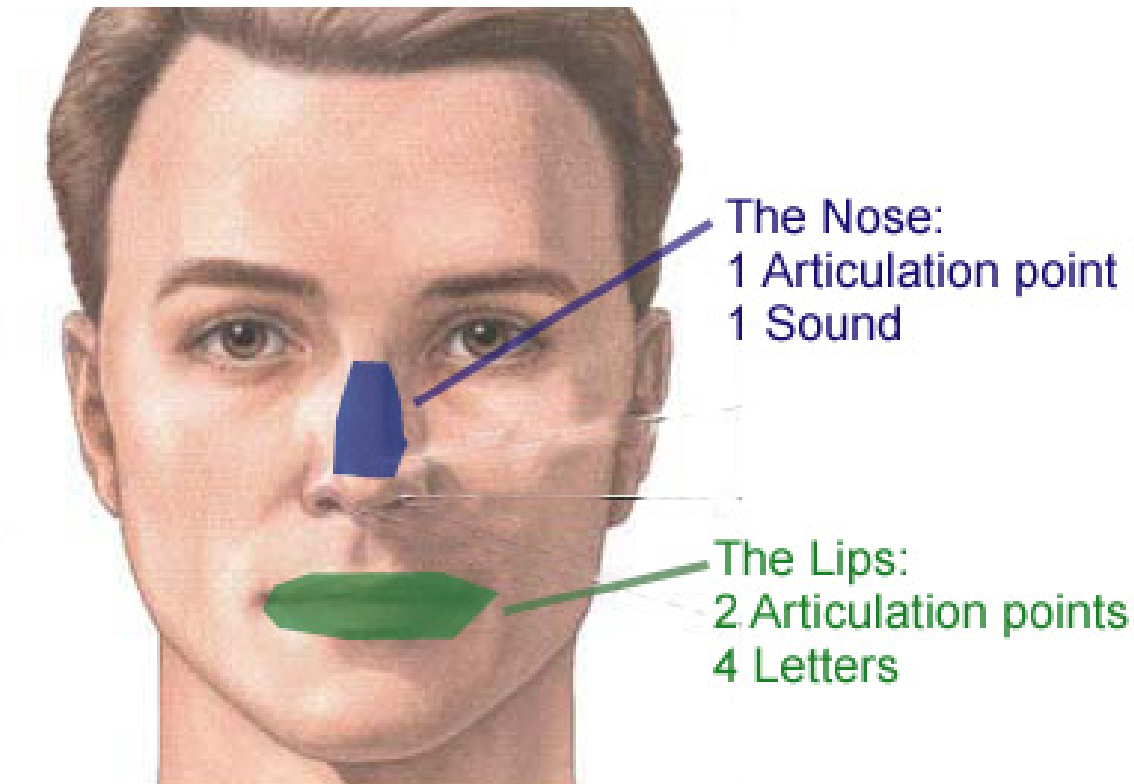
Middle part:
ع
ح

Deepest part:
ع
ه



Articulation areas

The Nose & The Lips



Articulation areas

The Nose

- The hole in the nose that continues back towards inside the mouth is the place where the Ghunnah [nasal sound] comes from.
- No letter is articulated from the nose. Each letter can have different sound characteristics.
- Ghunnah is a characteristic, not a letter.
- Ghunnah is a characteristic of Mim and Noon letters.
- Ghunnah sound is more prevalent when Mim and Noon have a shaddah on them.
- It is also noticeable on Noon Ikhfa and Iqlab and on Mim Ikhfa.
- If you hold your nose closed you will not be able to produce the Ghunnah sound.

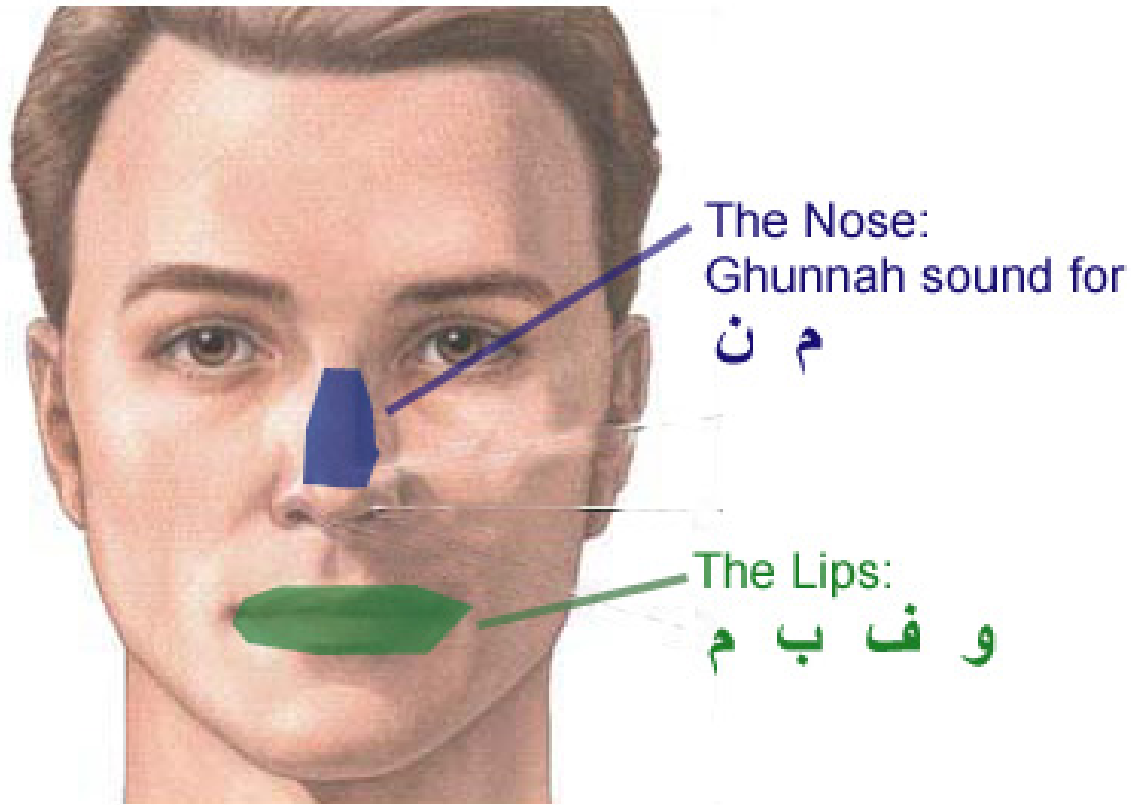
Articulation areas

The two lips

- The two lips have 2 articulation points to produce 4 letters.
- Fa ف – upper front 2 teeth touch the inside [wet part] of the lower lip.
- Wow و – the two lips form a circle without the two lips meeting completely.
- Ba ب – by closing the wet parts of the two lips together
- Mim م – by closing the dry parts of the two lips together

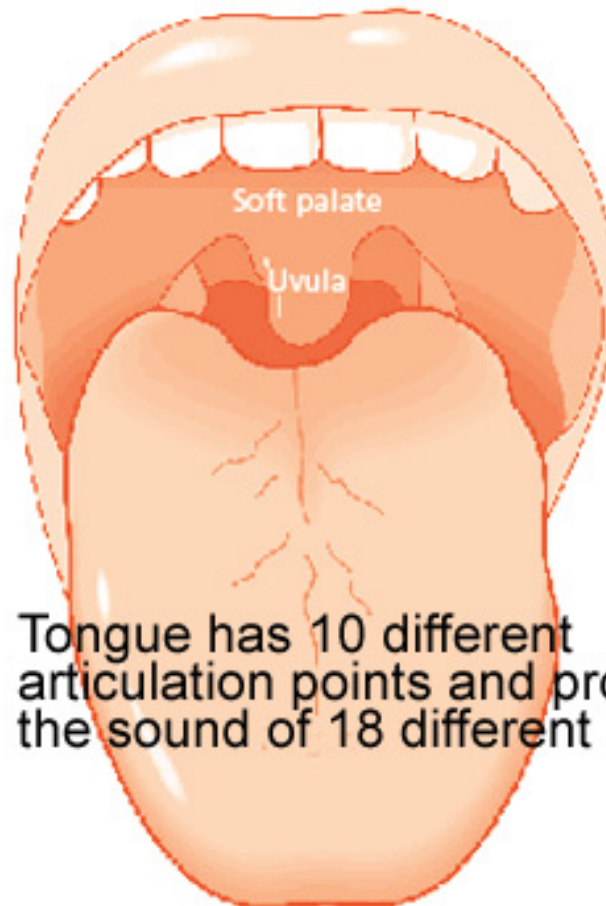
Articulation areas

The Nose & The Lips



Articulation areas

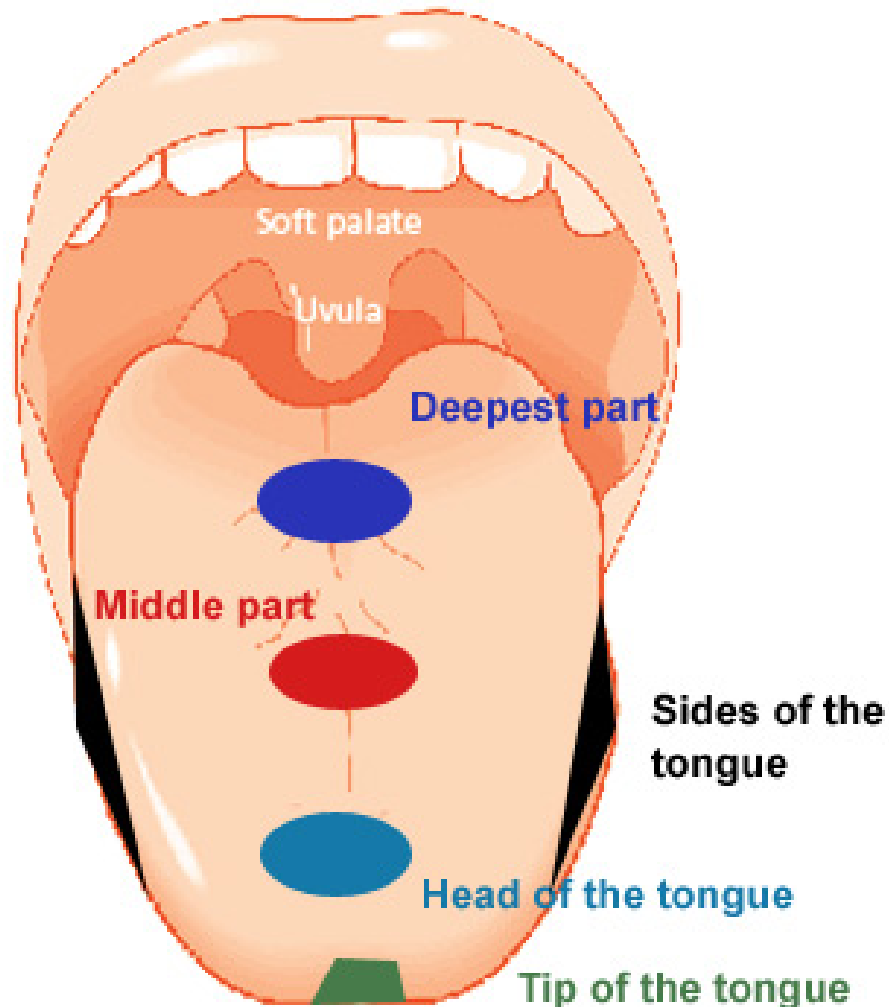
The Tongue



Tongue has 10 different articulation points and produces the sound of 18 different letters

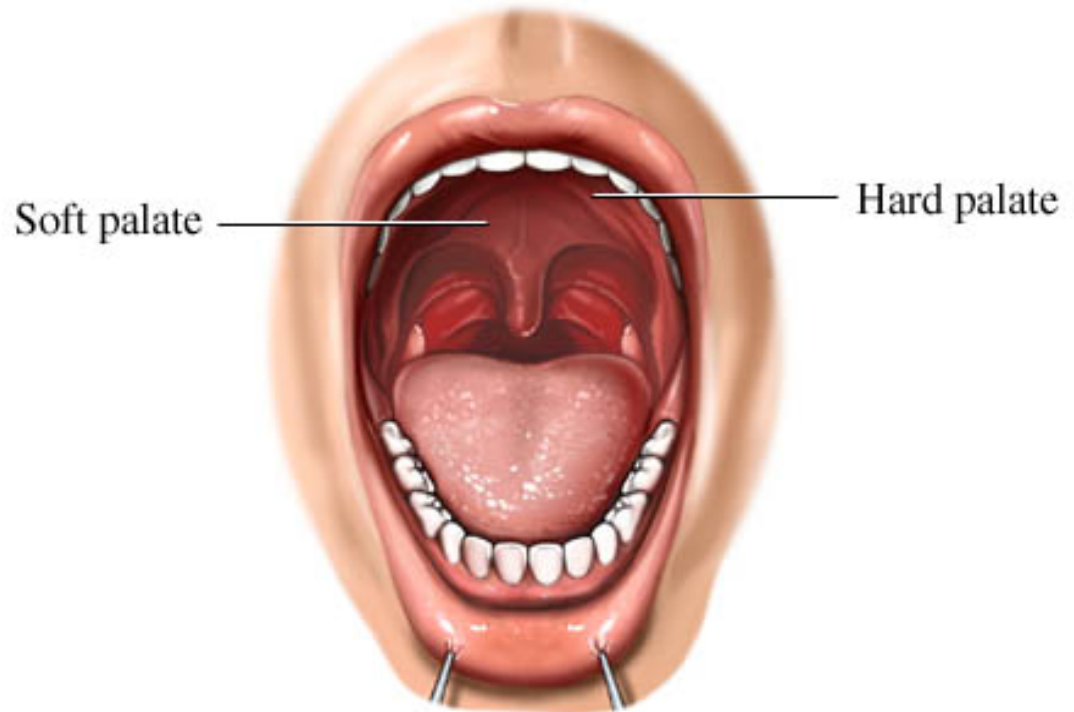
Articulation areas: The Tongue

Tongue is divided into 5 different areas:



Articulation areas: The Tongue

- The roof of the mouth is divided into 2 parts:
 - The hard palate – the top roof-area, near the teeth
 - The soft palate – deepest part of the roof, near the throat
- The tongue touches the hard or the soft palates to produce different letters

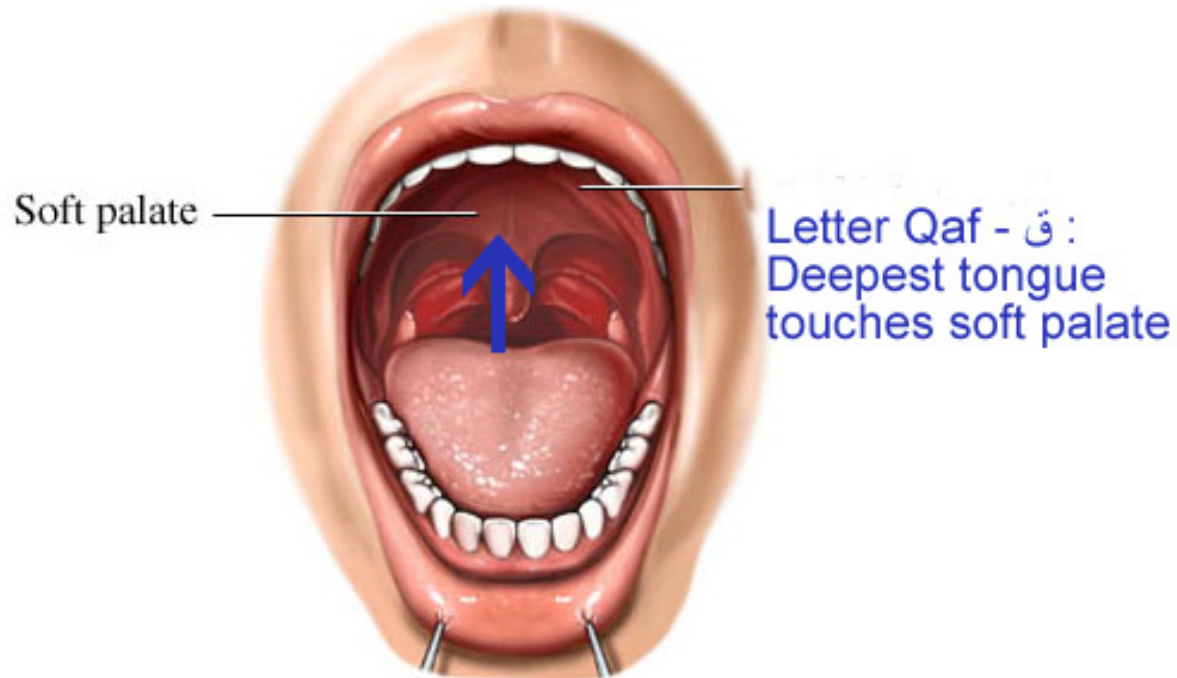


Articulation areas: The Tongue

Deepest part of the tongue and the soft palate

Letter Qaf – ق

Deepest part of the tongue touches the soft
palate

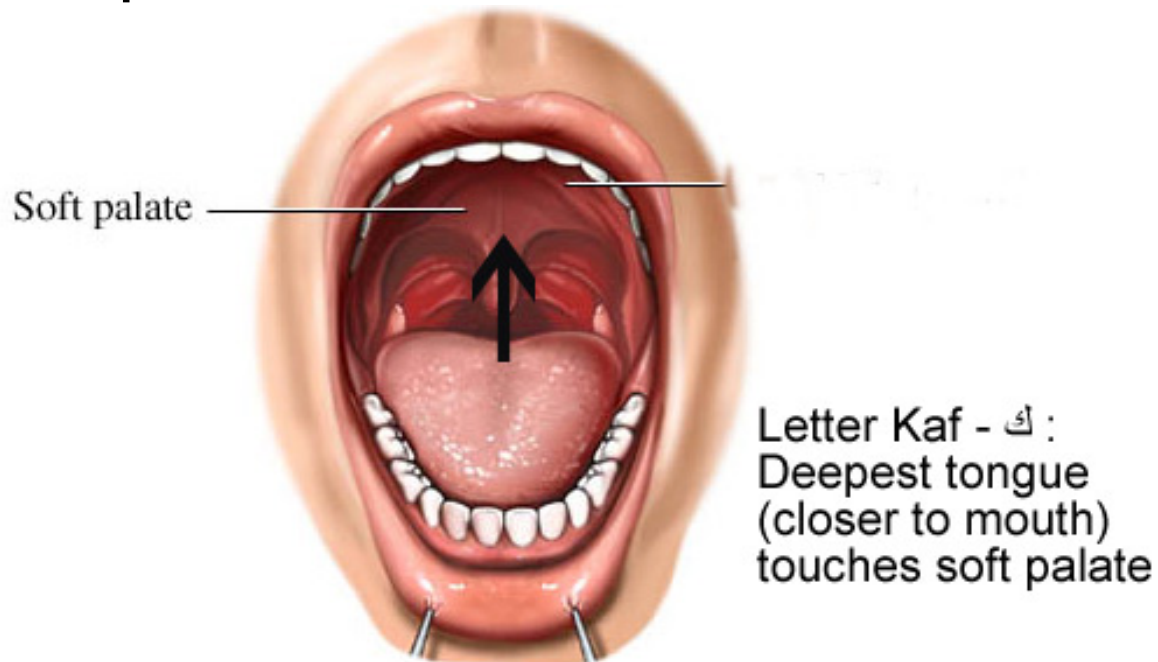


Articulation areas: The Tongue

Deepest part of the tongue and the soft palate

Letter Kaf – ك

Deepest part of the tongue (further from the throat)
touches the soft palate



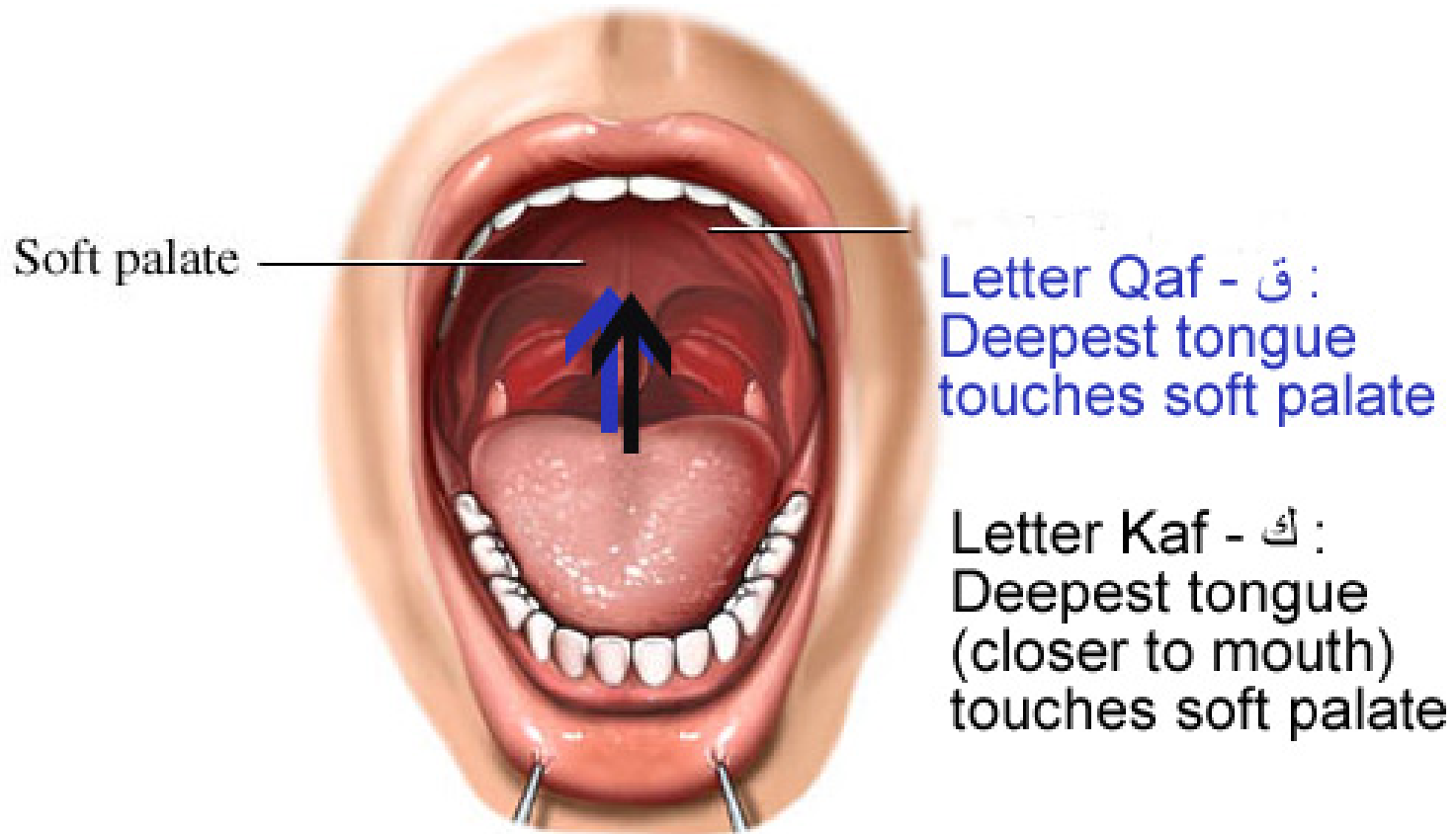
Articulation areas: The Tongue

Deepest part of the tongue and the soft palate

- The articulation points for letter Qaf and letter Kaf are very close together.
- They both are produced by touching the deepest part of the tongue to the soft palate.
- However, the position of Kaf is little distance away from Qaf. Kaf is produced from the deepest end of the tongue which is closer to mouth and away from throat. [Qaf articulation point is more closer to the throat]

Articulation areas: The Tongue

Deepest part of the tongue and the soft palate



Articulation areas: The Tongue

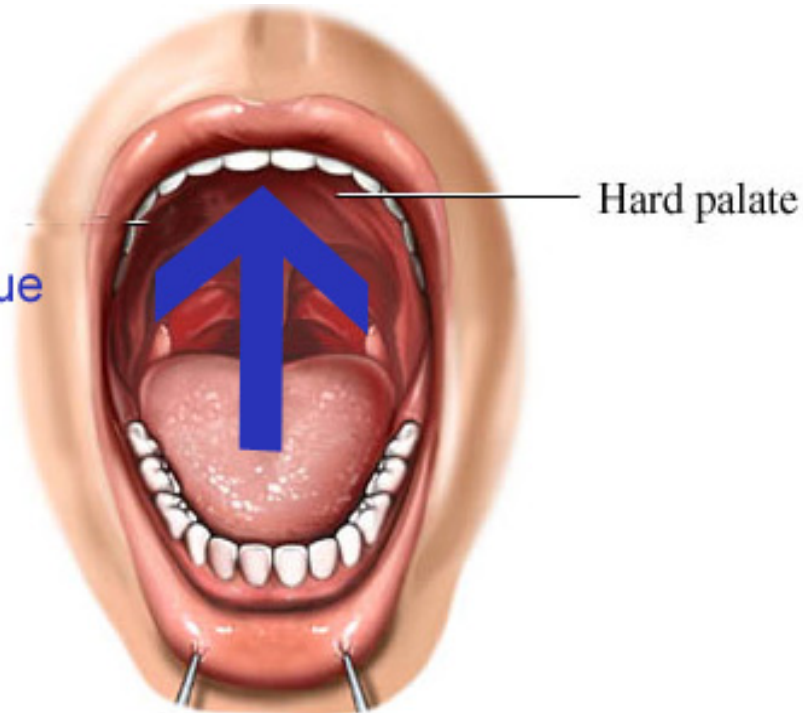
Middle part of the tongue and the hard palate

Letters Jeem, Sheen and Ya – ج ش ي

Middle part of the tongue touches the hard palate, opposite side of the mouth.

ج ش ي

Middle part of the tongue touches the opposite hard palate

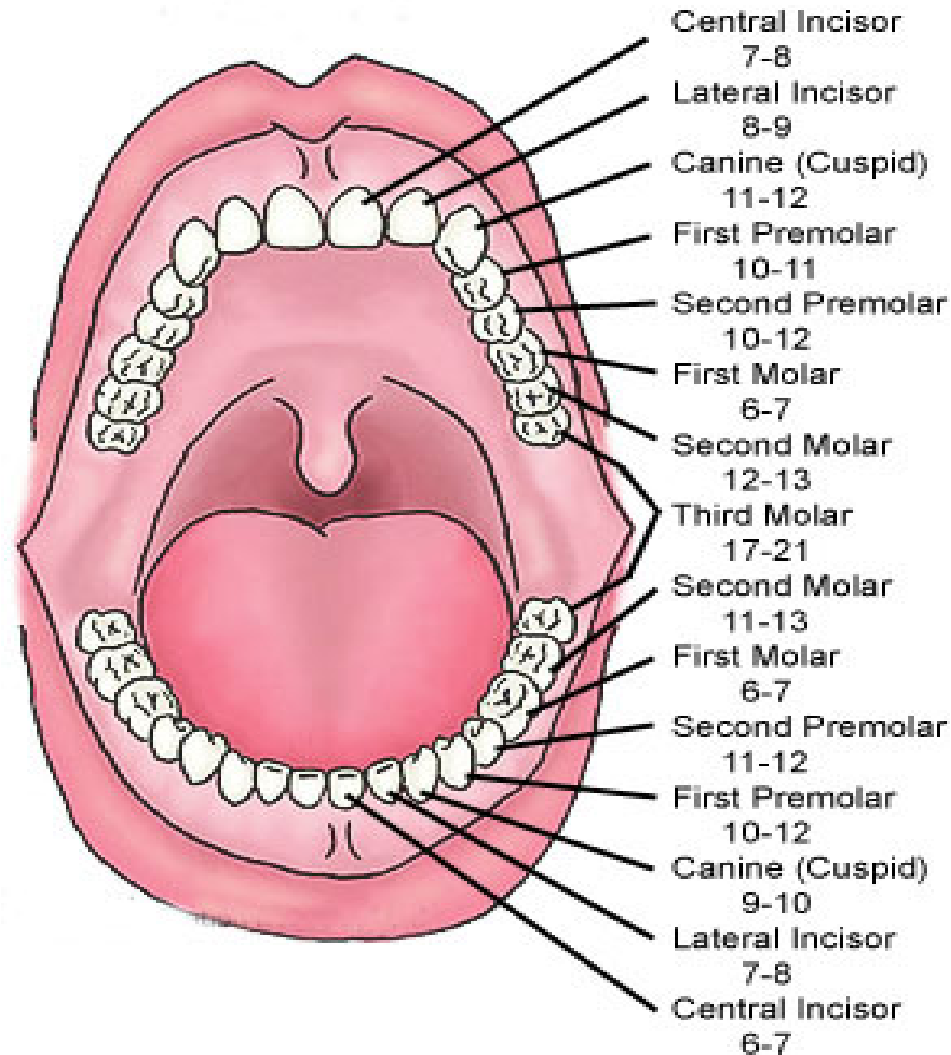


Articulation areas: **The Tongue**

The head and the tip of the tongue

- The front part of the tongue touches different teeth to emit different letters.
- We should also know about these different teeth.

Articulation areas: The Tongue

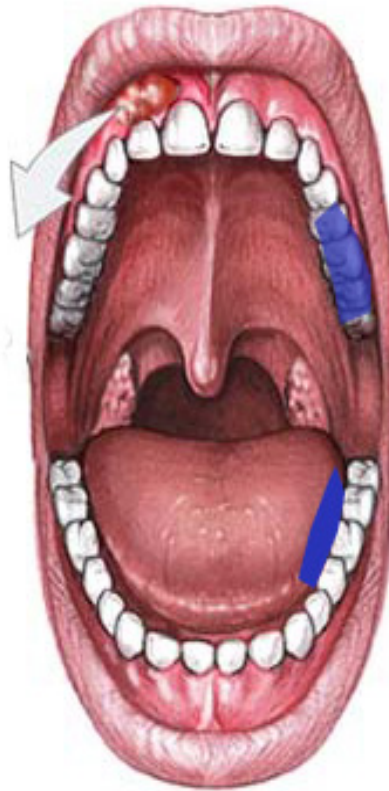


Articulation areas: The Tongue

The side of the tongue

Letter Daad – ض

- The letter ض is produced by touching the left side of the tongue with the left upper teeth.
- Letter ض is one of the most difficult letters to pronounce.
- ضَرَبَ الضَّالِّينَ



Daad ض :

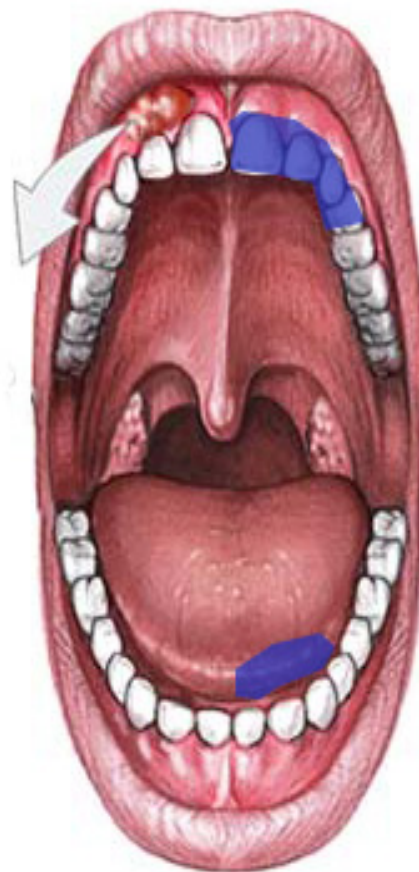
The side of the tongue touches the upper left teeth

Articulation areas: The Tongue

The side of the tongue

Letter Laam – ل

- By touching the nearest part of the sides of the tongue (nearest to the mouth) and the end of its tip with the upper teeth on the opposite side.
- ل articulation point is the front edges of the tongue, whereas the ض is from the posterior edges of the tongue.
- الْحَمْدُ لِلَّهِ



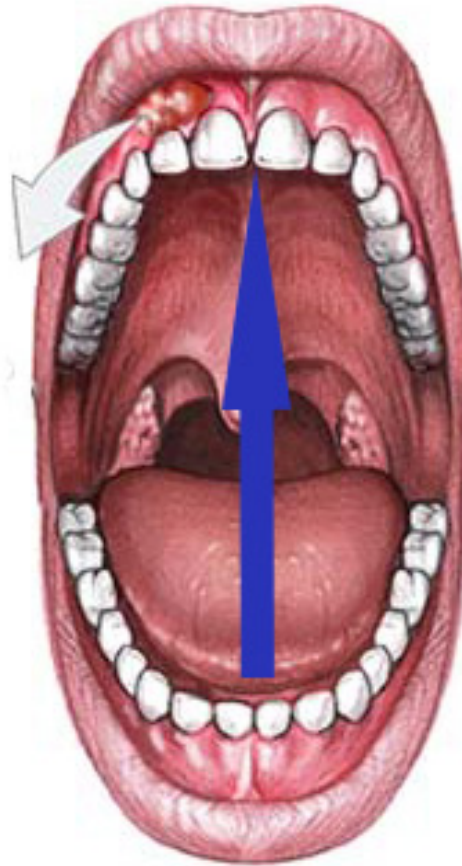
Laam ل:

The front side of the tongue touches the upper front teeth

Articulation areas: The Tongue

Letter Noon – ن

- Tip of the tongue touching the gums/roots of the two top front teeth.
- الخَنَاس النَّاس

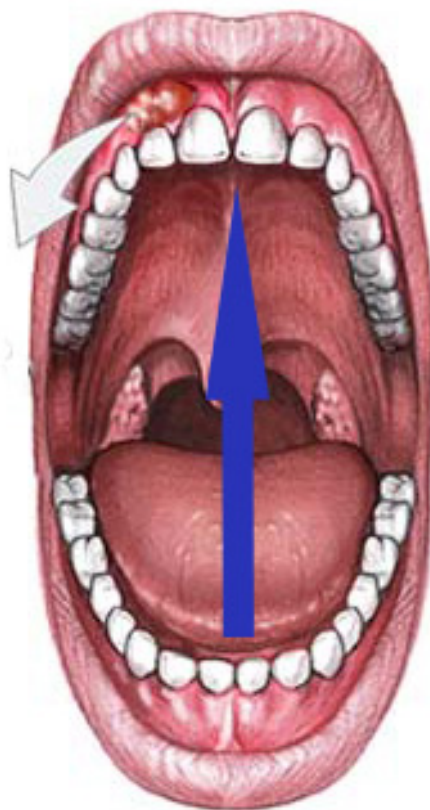


Noon ن:
Tip of the tongue touching the gums of the two top front teeth

Articulation areas: The Tongue

Letter Ra – ر

- Tip of the tongue touching the hard palate, near the gums of the front two teeth.
- رَبِّ الْعَالَمِينَ مِنْ شَرِّ

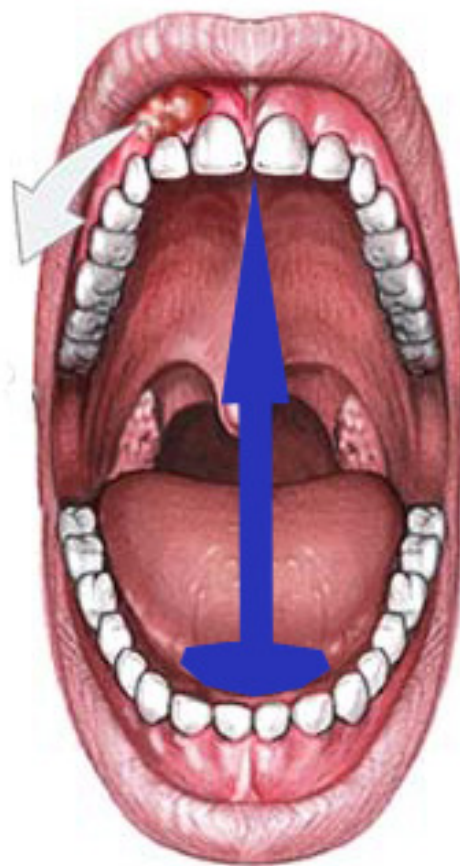


Ra ر:
Tip of the tongue
touches the hard palate

Articulation areas: The Tongue

ط د ت

- Top of the tongue (head of the tongue) touches the gum line [root] of the top two teeth.
- اِهْدِنَا الصِّرَاطَ الْمُسْتَقِيمَ



ط د ت :

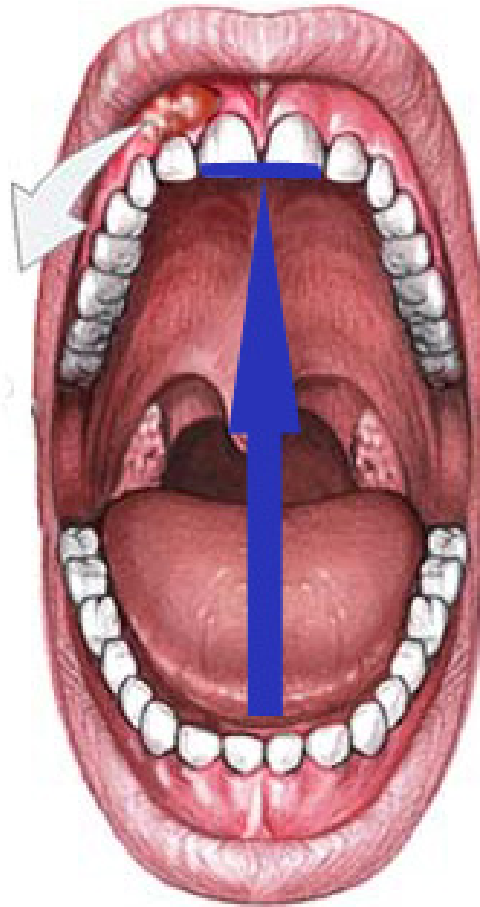
Head of the tongue touches the gum line of the top two teeth

Articulation areas: The Tongue

ظ ن ث

- Tip of the tongue touches the edges of the top two teeth.

- مَثَلُهُمْ
- آذَانِهِمْ
- أَظْلَمَ



ظ ن ث :

Tip of the tongue touches the edges of the top teeth

Articulation areas: The Tongue

ص س ز

- The edges of the top and lower front teeth close together and the tip of the tongue comes near them.
- In other words, tip of the tongue just misses the edges of the top and lower front teeth.
- For all three of these letters, a whistle sound is produced.
- بِسْمَعِهِمْ وَأَبْصَارِهِمْ
- رَجْزاً